

Episciences Webmaster guidelines

To perform all the actions listed below, an account on the Episciences platform is needed. This account must be validating after clicking a link send by e-mail by the CCSD.

You can rely on us to support you if unexpected problems occur:

- episciences-support@inria.fr

Introduction	1
General	1
Style	2
Header	4
Menu	5
Edit a page's content	6
News	8
Resources	8
RSS Feed	8
Variables to insert in mail templates	9

Introduction

The website layout can be adapted (either by the webmaster or the editor-in-chief) to create a journal-specific identity.

It is based on general drag and drop principles.

The first steps are:

- 1) Choose the language versions needed.
- 2) Create the home page, then the appropriate number of other pages (and subpages).
- 3) Customise the layout and the banner.
- 4) Choose the wished widgets.

General

The “General” tab sets the languages the interface will be displayed in – so far two possibilities: French and English.

Select the wished language(s) by clicking on them (click and press Ctrl to select the second language if a bilingual website is needed).
Don't forget to save the selected settings.

The screenshot shows the 'General' settings page for website languages. At the top, there is a navigation menu with items: Home, Test pages, Browse, News, Présentation, Dashboard, Submit an article, My Account, and Journal management. Below the navigation is a breadcrumb trail: Journal management / Website / General. The main heading is 'General'. Underneath, there is a section for 'Website general settings'. The 'Website languages' field is highlighted with a red asterisk and a 'Required field' label. The field contains two entries: 'fr' and 'en'. A 'Save' button is located at the bottom of the form.

Style

The "Style" tab is the place where to work on the layout of the website.

Here you can choose:

- the menu orientation
- the width of the main zone
- to show the breadcrumb trail or not
- and the customisation type

The screenshot shows the 'Style' settings page. At the top, there is a navigation menu with items: Home, Test pages, Browse, News, Présentation, Dashboard, Submit an article, My Account, and Journal management. Below the navigation is a breadcrumb trail: Journal management / Website / Style. The main heading is 'Style'. Underneath, there is a section for 'Customizing the website's layout. Two solutions are available:'. Below this, there are five settings: 'Menu orientation' (Horizontal), 'Width of the main zone' (Default (fixed 940px)), 'Show breadcrumb trail' (Yes), 'Customisation type' (1-Click, Simple, Advanced), and 'Modèles proposés'. The 'Customisation type' dropdown is open, showing the options: 1-Click (selected), Simple, and Advanced.

There are three ways of customising the website's layout.

- by selecting the 1-click option, you will have the choice between two fixed models (colours, fonts and the rest are already defined).

Update 21th january 2016

Customisation type: 1-Click

Modèles proposés: Modèle 1, Modèle 2

Save

- by selecting the simple option, you will be able to set yourself the colours (of the background and main zone), the colours, sizes and fonts of texts and headers.

Customisation type: Simple

Page background color: [input field]

Main zone background color: [input field]

Add a background image: No

Text font: Verdana, Geneva, sans-serif

Main text size: 10 px

Text color: [input field]

Header font: Verdana, Geneva, sans-serif

Header size: 10 px

Header color: [input field]

Link color: [input field]

Save

- by selecting the advanced option, you will be able to directly create your own CSS.

Customisation type: Advanced

Feuille de styles

```
@CHARSET "UTF-8";  
  
body {  
  background-color: ;  
  background-image: url(/public/);  
  background-repeat: repeat;  
  background-position: left top;  
}  
  
a {  
  color: ;  
}  
  
h1, h2, h3 {  
  font-family: Verdana, Geneva, sans-serif;
```

Save

Header

The “Header” tab is the place where to upload / enter images and text that will appear in the banner of the website.

Click the “add a logo” button. If you want to enter text in the banner, select text in the drop down menu.

Header

Customize the website banner

[+ Add a logo](#)

Logo **Actions**

[+](#) **A - épjinfo (preprod revue)** [✎](#) [🗑](#)

* Required fields

Type

Label * English [v](#) [🗑](#)

CSS Class(es)

CSS Styles

Alignment

[Save](#)

You will be able to enter the wished bit of text, choose its style by selecting the CSS class(es) and style(s) and decide on its alignment.

If you want to upload an image, select image in the drop down menu.

Update 21th january 2016

Header

Customize the website banner

+ Add a logo

Logo Actions

+ A - épjinfo (preprod revue) ✎ 🗑

* Required fields

Type

File *

Largeur

Hauteur

Link

Texte alternatif

Alignment

You will be able to upload the corresponding file, set its size, link it to a website through a hyperlink, enter some alternative text and choose the alignment of the image.

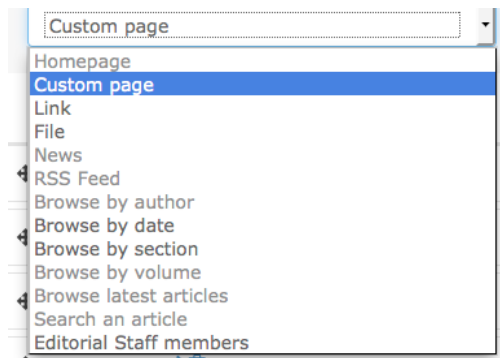
Menu

The “Menu” tab is the place where pages of the website are created, managed and deleted.

There are currently nine types of pages:

- homepage (1,1)
- customised page (0,*)
- news page (0,1)
- link (0,*) -> to create a tab linking to an external page
- file (0,*) -> to display a document in the browser rather than attach it to the webpage
- browse pages (by author, by date, by volume, by section, latest articles) which allows to browse articles published by the journal
- search page
- RSS Feed
- Editorial staff members

You can either create a page or a folder (in which several pages can be gathered).



To create a page, select its type in the drop down menu and click the “add page” button.

* Required fields

Page title * Custom page en ▼

Page visibility Public

Permanent link *

Cancel Save

A title for the page is required, as well as permalink. This is the suffix that will appear in the URL.

If you enter “contact” in the permalink field, the address of the page will be `nameofthejournal.episciences.org/contact`

You will also have to decide if the page is public or only visible to connected users.

To create a folder, simple click the “add folder” button.

* Required field

Page title * Folder en ▼

Page visibility Public

Cancel Save

A page’s title and the visibility criterion are required to create a folder.

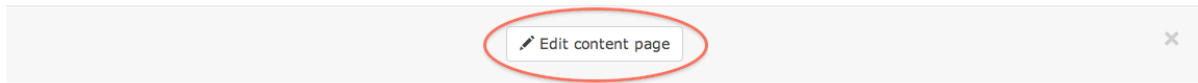
Edit a page’s content

To edit a page’s content, go to the page and click the “edit content page” button.

Update 21th january 2016

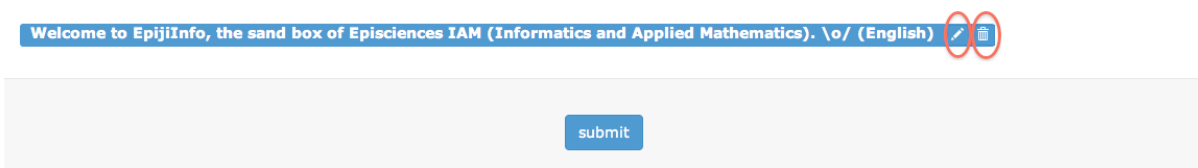
Home

Welcome to EpijiInfo, the sand box of Episciences IAM (Informatics and Applied Mathematics). \o/

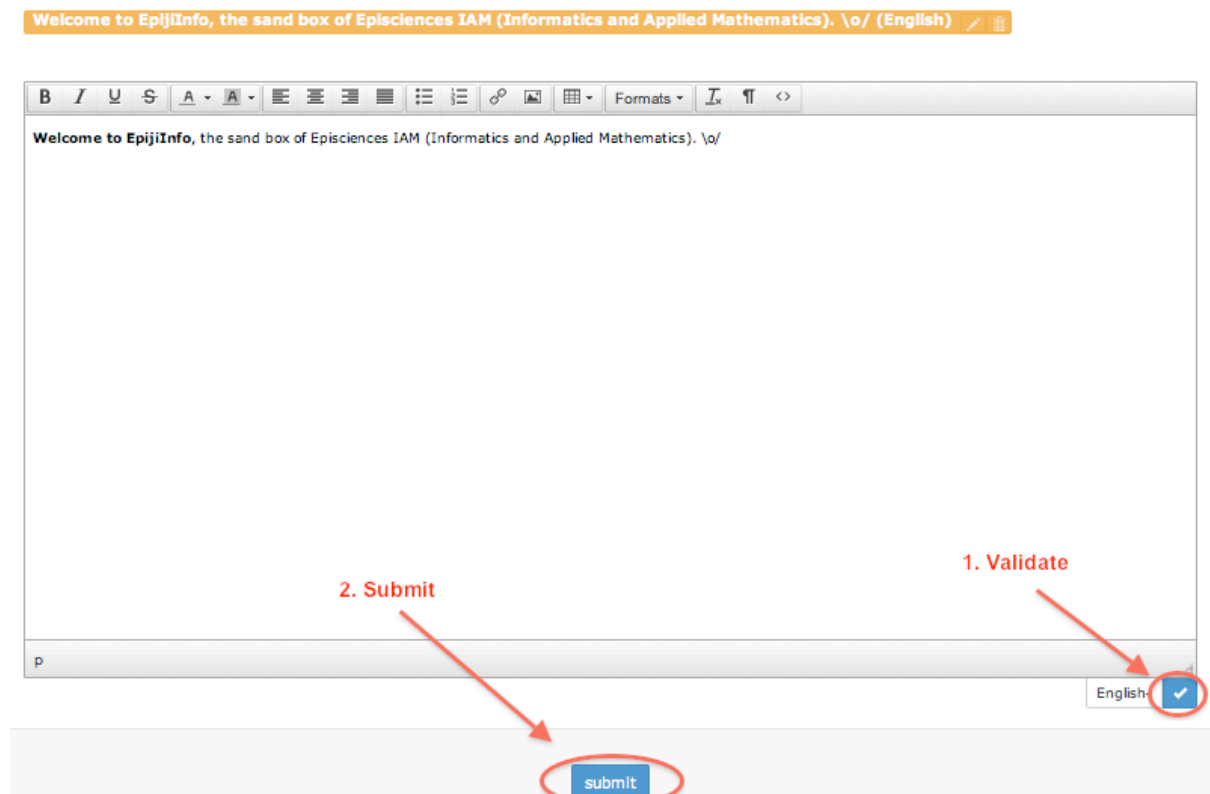


If there is no text on the page yet, a textbox opens automatically. If there is already some text on the page, an intermediary page opens.

Home



Click the bin icon to suppress the text; or the pencil icon to modify the text. If you click the pencil icon, the textbox opens with a text editor.



You will be able to enter some text and perform traditional editing tasks such as insert a table, a hyperlink, an image; create bullet points and lists; and choose appropriate formats for text chunks. By clicking the last tab on the right hand side, you will be able to directly edit the source code.

When you are finished editing, don't forget to validate the text by clicking the button at the bottom right corner of the textbox. If your website is bilingual, you will then have the possibility of editing the text in the second language. After validating, click "submit" to save the modifications.

News

The "News" tab allows adding pieces of news to the News page.

Resources

The "Resources" tab is the location where all resources of the website (files, images, etc.) are stored and can be accessed.

RSS Feed

RSS feed can be added as a web page or as a clickable icon embedded in another page which already exists:

Journal Management > Website > Menu

- To create a RSS Feed webpage : choose RSS Feed in the box and clic on the "add page button"
- Links to the same page can be created from any age of the site, without needing to create a page in the menu RSS :
 - In the edit field of the contents of a page, insert an RSS icon or text to serve as a link
 - Select
 - Click on the toolbar on "Insert Link" (icon links chain)

 - Select
 - Click on the toolbar on "Insert Link"
 - In the URL field, enter "/ rss / papers"
 - Confirm
 - Register

NB : By default, the flow returns the last 20 items. It is possible to change the number of results by adding a parameter "max" on page (example: / rss / max = 50 papers or / rss / papers / max / 50?).

Update 21th january 2016

Annex 1

Variables to insert in mail templates

User account

User registration (user_registration)

Recipient: User who's just created an account

Tags :

%%REVIEW_CODE%%	=>	Journal code (Ex : JDMDH)
%%REVIEW_NAME%%	=>	Journal name (Ex : Journal of Data Mining and Digital Humanities)
%%USERNAME%%	=>	Recipient ID (Ex : gaelle_riverieux)
%%SCREEN_NAME%%	=>	Recipient Screen Name (Ex: Gaëlle R.)
%%FULL_NAME%%	=>	Recipient First Name and Last Name (Ex : Gaëlle Rivérieux)
%%TOKEN_VALIDATION_LINK%%	=>	Account activation link

Lost password (user_lost_password)

Recipient : user who forgot his password

Tags :

%%REVIEW_CODE%%	=>	Journal code
%%REVIEW_NAME%%	=>	Journal name
%%USERNAME%%	=>	Recipient ID
%%SCREEN_NAME%%	=>	Recipient Screen Name
%%FULL_NAME%%	=>	First Name and Last Name
%%TOKEN_VALIDATION_LINK%%	=>	Token validation link

User lost login (user_lost_login)

Recipient : user who forgot his password

Tags :

%%REVIEW_CODE%%	=>	Journal Code
%%REVIEW_NAME%%	=>	Journal Name
%%MAIL_ACCOUNT_USERNAME_LIST%%'	=>	Account User List

Article - Submission

New article – Author’s copy (paper_submission_author_copy)

Description : Article’s submission confirmation

Recipient : Article’s tenderer

Tags :

%%REVIEW_CODE%%	=>	Journal Code
%%REVIEW_NAME%%	=>	Journal Name
%%SENDER_EMAIL%%	=>	Sender’s e-mail
%%SENDER_FULLNAME%%	=>	Sender’s first name and last name
%%USERNAME%%	=>	Recipient ID
%%SCREEN_NAME%%	=>	Recipient Screen Name
%%FULL_NAME%%	=>	First Name and Last Name
%%ARTICLE_ID%%	=>	Article ID
%%ARTICLE_TITLE%%	=>	Article title

New article – Editor’s copy (paper_submission_editor_copy)

Description : Notification informing the editors that a new article has been submitted

Recipients : all article’s editors

Tags :

%%REVIEW_CODE%%	=>	Journal Code
%%REVIEW_NAME%%	=>	Journal Name
%%SENDER_EMAIL%%	=>	Sender’s e-mail
%%SENDER_FULLNAME%%	=>	Sender’s first name and last name
%%USERNAME%%	=>	Recipient ID
%%SCREEN_NAME%%	=>	Recipient Screen Name
%%FULL_NAME%%	=>	First Name and Last Name
%%ARTICLE_ID%%	=>	Article ID
%%ARTICLE_TITLE%%	=>	Article title
%%PAPER_URL%%	=>	Link to article URL

Deleted article – Author’s copy (paper_deleted_author_copy)

Description : Confirmation of removal of an article by its author

Recipient : Article’s author

Tags :

%%REVIEW_CODE%%	=>	Journal Code
%%REVIEW_NAME%%	=>	Journal Name
%%USERNAME%%	=>	Recipient ID
%%SCREEN_NAME%%	=>	Recipient Screen Name
%%FULL_NAME%%	=>	First Name and Last Name
%%ARTICLE_ID%%	=>	Article ID
%%ARTICLE_TITLE%%	=>	Article title

Update 21th january 2016

%%SUBMISSION_DATE%% => Article's submission date

Deleted article – Editor's copy (paper_deleted_editor_copy)

Description : Notification informing the editors that an author has deleted his article

Recipients : all articles editors

Tags :

%%SUBMITTER_NAME%% => Author's Last Name and First Name
%%REVIEW_CODE%% => Journal Code
%%REVIEW_NAME%% => Journal Name
%%USERNAME%% => Recipient ID
%%SCREEN_NAME%% => Recipient Screen Name
%%FULL_NAME%% => First Name and Last Name
%%ARTICLE_ID%% => Article ID
%%ARTICLE_TITLE%% => Article title
%%SUBMISSION_DATE%% => Article's submission date

Deleted article – Reviewers copy (paper_deleted_reviewer_copy)

Description : Notification informing the editors that an author has deleted his article

Recipients : all articles editors

Tags :

%%SUBMITTER_NAME%% => Author's Last Name and First Name
%%REVIEW_CODE%% => Journal Code
%%REVIEW_NAME%% => Journal Name
%%USERNAME%% => Recipient ID
%%SCREEN_NAME%% => Recipient Screen Name
%%FULL_NAME%% => First Name and Last Name
%%ARTICLE_ID%% => Article ID
%%ARTICLE_TITLE%% => Article title
%%SUBMISSION_DATE%% => Article's submission date

Article – Editor assignation

Editor assignation (paper_editor_assign)

Description : Alert informing the editor that has been assigned to an article

Recipient : editor assigned to the article

Tags :

%%REVIEW_CODE%%	=>	Journal Code
%%REVIEW_NAME%%	=>	Journal Name
%%SENDER_EMAIL%%	=>	Sender's e-mail
%%SENDER_FULLNAME%%	=>	Sender's first name and last name
%%USERNAME%%	=>	Recipient ID
%%SCREEN_NAME%%	=>	Recipient Screen Name
%%FULL_NAME%%	=>	First Name and Last Name
%%ARTICLE_ID%%	=>	Article ID
%%ARTICLE_TITLE%%	=>	Article title
%%SUBMISSION_DATE%%	=>	Article's submission date
%%PAPER_URL%%	=>	Link to article management

Editor assignation deletion (paper_editor_unassign)**Description :** Alert informing the editor that his assignment to an item has been removed**Recipient :** the writer whose assignment was deleted**Tags :**

%%REVIEW_CODE%%	=>	Journal Code
%%REVIEW_NAME%%	=>	Journal Name
%%SENDER_EMAIL%%	=>	Sender's e-mail
%%SENDER_FULLNAME%%	=>	Sender's first name and last name
%%USERNAME%%	=>	Recipient ID
%%SCREEN_NAME%%	=>	Recipient Screen Name
%%FULL_NAME%%	=>	First Name and Last Name
%%ARTICLE_ID%%	=>	Article ID
%%ARTICLE_TITLE%%	=>	Article title
%%SUBMISSION_DATE%%	=>	Article's submission date
%%PAPER_URL%%	=>	Link to article management

Article - Review**Invite a user to review an article (paper_reviewer_invitation)****Tags :**

%%REVIEW_CODE%%	=>	Journal Code
%%REVIEW_NAME%%	=>	Journal Name
%%SENDER_EMAIL%%	=>	Sender's e-mail
%%SENDER_FULLNAME%%	=>	Sender's first name and last name
%%USERNAME%%	=>	Recipient ID
%%SCREEN_NAME%%	=>	Recipient Screen Name
%%FULL_NAME%%	=>	First Name and Last Name
%%ARTICLE_ID%%'	=>	Article ID to review
%%ARTICLE_TITLE%%	=>	Article Title to review
%%URL%%	=>	Invitation reply form url

Completed review – Reviewers copy (paper_reviewed_reviewer_copy)

Update 21th january 2016

Description : Message of thanks to the reviewer, following a complete review

Recipient : reviewer

Tags :

%%REVIEW_CODE%%	=>	Journal Code
%%REVIEW_NAME%%	=>	Journal Name
%%USERNAME%%	=>	Recipient ID
%%SCREEN_NAME%%	=>	Recipient Screen Name
%%FULL_NAME%%	=>	First Name and Last Name
%%ARTICLE_ID%%	=>	Article ID
%%ARTICLE_TITLE%%	=>	Article title
%%SUBMISSION_DATE%%	=>	Article's submission date
%%PAPER_URL%%	=>	Link to article management

Completed review – Editors copy (paper_reviewed_editor_copy)

Description : Notification warning editors a reviewer has completed its review

Recipients : all articles editors

Tags :

%%REVIEWER_FULLNAME%%	=>	Nom complet du relecteur
%%PAPER_RATING%%	=>	Relecture de l'article
%%REVIEW_CODE%%	=>	Journal Code
%%REVIEW_NAME%%	=>	Journal Name
%%USERNAME%%	=>	Recipient ID
%%SENDER_EMAIL%%	=>	Sender's e-mail
%%SENDER_FULLNAME%%	=>	Sender's first name and last name
%%SCREEN_NAME%%	=>	Recipient Screen Name
%%FULL_NAME%%	=>	First Name and Last Name
%%ARTICLE_ID%%	=>	Article ID
%%ARTICLE_TITLE%%	=>	Article title
%%SUBMISSION_DATE%%	=>	Article's submission date
%%PAPER_URL%%	=>	Link to article management

Reassignment of a reviewer following a new version of an article (paper_new_version_reviewer_reassign)

Recipients : all articles editors

Tags :

%%REVIEW_CODE%%	=>	Journal Code
%%REVIEW_NAME%%	=>	Journal Name
%%USERNAME%%	=>	Recipient ID
%%SENDER_EMAIL%%	=>	Sender's e-mail
%%SENDER_FULLNAME%%	=>	Sender's first name and last name
%%SCREEN_NAME%%	=>	Recipient Screen Name
%%FULL_NAME%%	=>	First Name and Last Name

%%ARTICLE_ID%%	=>	Article ID
%%ARTICLE_TITLE%%	=>	Article title
%%PAPER_SUBMISSION_DATE%%	=>	Article's submission date d'origine
%%NEW_VERSION_SUBMISSION_DATE%%	=>	New version submission date
%%PAPER_URL%%	=>	Link to article (original version)
%%NEW_VERSION_URL%%	=>	Link to article's new version

Reassignment of a reviewer to a temporary version (paper_tmp_version_reviewer_reassign)

Recipients : All articles editors

%%REVIEW_CODE%%	=>	Journal Code
%%REVIEW_NAME%%	=>	Journal Name
%%USERNAME%%	=>	Recipient ID
%%SENDER_EMAIL%%	=>	Sender's e-mail
%%SENDER_FULLNAME%%	=>	Sender's first name and last name
%%SCREEN_NAME%%	=>	Recipient Screen Name
%%FULL_NAME%%	=>	First Name and Last Name
%%ARTICLE_ID%%	=>	Article ID
%%ARTICLE_TITLE%%	=>	Article title
%%PAPER_SUBMISSION_DATE%%	=>	Article's submission original date
%%TMP_PAPER_SUBMISSION_DATE%%	=>	Submission date of the temporary version
%%PAPER_URL%%	=>	Link to article
%%TMP_PAPER_URL%%	=>	Link to the review page of the temporary version

Article - comments

Reviewer comments about an article – copy to author (paper_comment_author_copy)

Recipient : Article's author

Tags :

%%REVIEW_CODE%%	=>	Journal Code
%%REVIEW_NAME%%	=>	Journal Name
%%USERNAME%%	=>	Recipient ID
%%SCREEN_NAME%%	=>	Recipient Screen Name
%%FULL_NAME%%	=>	First Name and Last Name
%%ARTICLE_ID%%	=>	Article ID
%%ARTICLE_TITLE%%	=>	Article title
%%SUBMISSION_DATE%%	=>	Article's submission date
%%COMMENT%%	=>	Reviewer comments
%%PAPER_URL%%	=>	Link to article webpage

Reviewer comments on an article – editor copy (paper_comment_editor_copy) not used for the moment

Author's answer to reviewers comments – Reviewer copy (paper_comment_answer_reviewer_copy)

Update 21th january 2016

Recipients : All articles editors

Tags :

%%REVIEW_CODE%%	=>	Journal Code
%%REVIEW_NAME%%	=>	Journal Name
%%SENDER_EMAIL%%	=>	Sender's e-mail
%%SENDER_FULLNAME%%	=>	Sender's first name and last name
%%USERNAME%%	=>	Recipient ID
%%SCREEN_NAME%%	=>	Recipient Screen Name
%%FULL_NAME%%	=>	First Name and Last Name
%%ARTICLE_ID%%	=>	Article ID
%%ARTICLE_TITLE%%	=>	Article title
%%SUBMISSION_DATE%%	=>	Article's submission date
%%COMMENT%%	=>	Reviewer comments
%%COMMENT_DATE%%	=>	Reviewer comments date
%%ANSWER%%	=>	Author's answer
%%PAPER_URL%%	=>	Link to article webpage

Author's answer to reviewers comments – Editor copy (paper_comment_answer_editor_copy)
Not used for the moment

Article – Editor suggestions

[Article monitoring : acceptance suggestion \(paper_suggest_acceptation\) /](#)

[Article monitoring : rejections suggestion \(paper_suggest_refusal\) /](#)

[Article monitoring : pending modifications suggestions \(paper_suggest_new_version\)](#)

Recipients : all editors

Tags :

%%REVIEW_CODE%%	=>	Journal Code
%%REVIEW_NAME%%	=>	Journal Name
%%SENDER_EMAIL%%	=>	Sender's e-mail
%%SENDER_FULLNAME%%	=>	Sender's first name and last name
%%USERNAME%%	=>	Recipient ID
%%SCREEN_NAME%%	=>	Recipient Screen Name
%%FULL_NAME%%	=>	First Name and Last Name
%%EDITOR_NAME%%	=>	Editor which suggests a new article status
%%ARTICLE_ID%%	=>	Article ID
%%ARTICLE_TITLE%%	=>	Article title
%%SUBMISSION_DATE%%	=>	Article's submission date
%%COMMENT%%	=>	Comments of the editor which suggests a new status
%%PAPER_URL%%	=>	Link to article management

Article – Pending modifications

Ask for revision (paper_revision_request)

Recipient : Article's author

Tags :

%%REVIEW_CODE%%	=>	Journal Code
%%REVIEW_NAME%%	=>	Journal Name
%%SENDER_EMAIL%%	=>	Sender's e-mail
%%SENDER_FULLNAME%%	=>	Sender's first name and last name
%%USERNAME%%	=>	Recipient ID
%%SCREEN_NAME%%	=>	Recipient Screen Name
%%FULL_NAME%%	=>	First Name and Last Name
%%ARTICLE_ID%%	=>	Article ID
%%ARTICLE_TITLE%%	=>	Article title
%%SUBMISSION_DATE%%	=>	Article's submission date
%%REQUEST_DETAILS%%	=>	Pending modification details
%%PAPER_URL%%	=>	Link to article management

Answer to a pending modification – comments (paper_revision_answer)

Description : author reply to a request for modifications issued by an editor: the author does not make any changes.

Recipients : all editors

Tags :

%%REVIEW_CODE%%	=>	Journal Code
%%REVIEW_NAME%%	=>	Journal Name
%%USERNAME%%	=>	Recipient ID
%%SCREEN_NAME%%	=>	Recipient Screen Name
%%FULL_NAME%%	=>	First Name and Last Name
%%ARTICLE_ID%%	=>	Article ID
%%ARTICLE_TITLE%%	=>	Article title
%%REQUEST_DATE%%	=>	Pending modification date
%%REQUEST_MESSAGE%%	=>	Pending modification request (text)
%%REQUEST_ANSWER%%	=>	Author answer
%%PAPER_URL%%	=>	Link to article management

Reply to a pending modification –temporary version (paper_tmp_version_submitted)

Description : author reply to a request for modifications issued by an editor: the author suggest a temporary version

Recipients : all editor in chief

Tags :

%%REVIEW_CODE%%	=>	Journal Code
%%REVIEW_NAME%%	=>	Journal Name
%%USERNAME%%	=>	Recipient ID
%%SCREEN_NAME%%	=>	Recipient Screen Name
%%FULL_NAME%%	=>	First Name and Last Name
%%ARTICLE_ID%%	=>	Article ID

Update 21th january 2016

%%ARTICLE_TITLE%%	=>	Article title
%%REQUEST_DATE%%	=>	Pending modification date
%%REQUEST_MESSAGE%%	=>	Pending modification request (text)
%%REQUEST_ANSWER%%	=>	Author answer
%%PAPER_URL%%	=>	Link to article management

Reply to a pending modification – new version (paper_new_version_submitted)

Description : author reply to a request for modifications issued by an editor in chief: the author suggest a new version

Recipients : all article editor

Tags :

%%REVIEW_CODE%%	=>	Journal Code
%%REVIEW_NAME%%	=>	Journal Name
%%SENDER_EMAIL%%	=>	Sender's e-mail
%%SENDER_FULLNAME%%	=>	Sender's first name and last name
%%USERNAME%%	=>	Recipient ID
%%SCREEN_NAME%%	=>	Recipient Screen Name
%%FULL_NAME%%	=>	First Name and Last Name
%%ARTICLE_ID%%	=>	Article ID
%%ARTICLE_TITLE%%	=>	Article title
%%PAPER_SUBMISSION_DATE%%	=>	Article's submission date d'origine
%%NEW_VERSION_SUBMISSION_DATE%%	=>	New version submission date
%%REQUEST_DATE%%	=>	Pending modification date
%%REQUEST_MESSAGE%%	=>	Pending modification request (text)
%%PAPER_URL%%	=>	Link to article management

Article – Final decision

Accepted article (paper_accepted)

Recipient : Article's author

Tags :

%%REVIEW_CODE%%	=>	Journal Code
%%REVIEW_NAME%%	=>	Journal Name
%%USERNAME%%	=>	Recipient ID
%%SENDER_EMAIL%%	=>	Sender's e-mail
%%SENDER_FULLNAME%%	=>	Sender's first name and last name
%%SCREEN_NAME%%	=>	Recipient Screen Name
%%FULL_NAME%%	=>	First Name and Last Name
%%ARTICLE_ID%%	=>	Article ID
%%ARTICLE_TITLE%%	=>	Article title
%%SUBMISSION_DATE%%	=>	Article's submission date
%%PAPER_URL%%	=>	Link to article management
%%COMMENT%%	=>	Comments of the editor in chief who accepted the article

%%PAPER_RATINGS%% => review reports

Accepted article in a temporary version (paper_accepted_tmp_version)

Recipient : Article's author

Tags :

%%REVIEW_CODE%% => Journal Code
%%REVIEW_NAME%% => Journal Name
%%SENDER_EMAIL%% => Sender's e-mail
%%SENDER_FULLNAME%% => Sender's first name and last name
%%USERNAME%% => Recipient ID
%%SCREEN_NAME%% => Recipient Screen Name
%%FULL_NAME%% => First Name and Last Name
%%ARTICLE_ID%% => Article ID
%%ARTICLE_TITLE%% => Article title
%%SUBMISSION_DATE%% => Article's submission date
%%PAPER_URL%% => Link to article management
%%COMMENT%% => Comments of the editor in chief who
accepted the article in a temporary version

Refused article (paper_refused)

Recipient : Article's author

Tags :

%%REVIEW_CODE%% => Journal Code
%%REVIEW_NAME%% => Journal Name
%%SENDER_EMAIL%% => Sender's e-mail
%%SENDER_FULLNAME%% => Sender's first name and last name
%%USERNAME%% => Recipient ID
%%SCREEN_NAME%% => Recipient Screen Name
%%FULL_NAME%% => First Name and Last Name
%%ARTICLE_ID%% => Article ID
%%ARTICLE_TITLE%% => Article title
%%SUBMISSION_DATE%% => Article's submission date
%%REFUSAL_DETAILS%% => Comments of the Editor in Chief who refused
the article
%%PAPER_RATINGS%% => Review report